

Life

SECOND EDITION

HELEN STEPHENSON | JOHN HUGHES | PAUL DUMMETT

Life

SECOND EDITION

 **NATIONAL
GEOGRAPHIC**
L E A R N I N G

HELEN STEPHENSON
JOHN HUGHES
PAUL DUMMETT

Contents

Unit	Grammar	Vocabulary	Real life	Pronunciation
1 Hello pages 9–20	<i>be: I + am, you + are</i> <i>be: he/she/it + is</i> <i>my, your</i>	the alphabet countries and nationalities numbers 1–10 greetings in the classroom	classroom language	word stress questions
VIDEO: My top ten photos page 18 ► REVIEW page 20				
2 Vacations pages 21–32	<i>be: we/they + are</i> <i>be: negative forms</i> <i>be: questions and short answers</i> <i>a/an</i> plural nouns	days of the week numbers 11–100 colors car rental	personal information	<i>we're, they're</i> <i>I'm, isn't, aren't</i> <i>be: questions and short answers</i> plural nouns syllables
VIDEO: A vacation in Australia page 30 ► REVIEW page 32				
3 Family and friends pages 33–44	<i>his, her, its, our, their</i> possessive 's irregular plural nouns	family people months special occasions	special occasions giving and accepting gifts	possessive 's linking with <i>in</i> intonation
VIDEO: Chinese New Year in London page 42 ► REVIEW page 44				
4 Cities pages 45–56	prepositions of place <i>this, that, these, those</i> question words	places in a town the time word focus: <i>at</i> snacks	buying snacks	<i>th /ð/</i> linking with <i>can</i>
VIDEO: Where's that? page 54 ► REVIEW page 56				
5 My things pages 57–68	<i>can/can't</i> <i>can</i> questions and short answers <i>have/has</i> <i>be + adjective</i> adjective + noun	abilities possessions technology money and prices	shopping	<i>can/can't</i> <i>have/has</i> numbers
VIDEO: What's your favorite gadget? page 66 ► REVIEW page 68				
6 We love it! pages 69–80	<i>like</i> <i>like</i> questions and short answers <i>he/she + like</i> object pronouns	sports interests food opinion adjectives	suggestions	<i>do you ...?</i> <i>likes, doesn't like</i> intonation
VIDEO: At the market page 78 ► REVIEW page 80				

Listening	Reading	Critical thinking	Speaking	Writing
introductions phone numbers	a description of two people an article about international phone calls from New York	greetings	introductions a quiz greeting people	text type: an identification card writing skill: capital letters
a description of a place a conversation about a vacation	a description of photos of a trip a conversation about a vacation a quiz about vacation spots	is it always true?	vacation photos on vacation general knowledge	text type: a form writing skill: capital letters
a description of a family from Mexico a conversation about a family from Iraq a description of good friends	a description of a family from Scotland an article about important days	completing a chart	my family people and things celebrations around the world	text type: a greeting card writing skill: contractions
a description of Astana tourist information	a description of places in a town a description of two famous towers an article about time zones	thinking about your country	locations famous places days and times	text type: a text message writing skill: <i>and</i>
a profile of Yves Rossy an interview with a robot expert people talk about their interesting possessions	an article about robots and people a blog post about gadgets	who said it?	my abilities my things my favorite piece of technology	text type: an email writing skill: <i>but</i>
a description of a sport in South Africa an interview with a man about sports	an article about a sport a profile of a TV presenter an article about street food	what does the writer think?	sports interests food	text type: short messages writing skill: punctuation and sentence structure

Unit	Grammar	Vocabulary	Real life	Pronunciation
7 Daily life pages 81–92	simple present <i>I/you/we/you/they</i> prepositions of time simple present questions <i>I/you/we/you/they</i> simple present <i>Wh</i> -questions	routines hobbies weather problems	problems	intonation in questions sentence stress
VIDEO: The elephants of Samburu page 90 ► REVIEW page 92				
8 Work and study pages 93–104	simple present <i>he/she/it</i> simple present questions <i>he/she/it</i> frequency adverbs	job activities education	on the phone	-s and -es verb endings /s/ and /z/
VIDEO: Small ships page 102 ► REVIEW page 104				
9 Travel pages 105–116	<i>there is/are</i> <i>there is/are</i> negative and question forms imperative forms	clothes hotel rooms travel hotels	requests	<i>there are</i> <i>I'd like, We'd like</i>
VIDEO: The people of the reindeer page 114 ► REVIEW page 116				
10 Famous people pages 117–128	<i>be: was/were</i> <i>be: was/were</i> negative and question forms regular simple past verbs	dates describing people activities	apologizing	<i>was/were</i> weak forms sentence stress
VIDEO: The space race page 126 ► REVIEW page 128				
11 True stories pages 129–140	irregular simple past verbs simple past negative and question forms simple past <i>Wh</i> - questions	life events word focus: <i>get</i> time expressions	talking about the past	-ed regular simple past verbs <i>did you ...?</i> <i>didn't</i>
VIDEO: True stories? page 138 ► REVIEW page 140				
12 The weekend pages 141–152	present continuous present continuous questions and short answers present continuous for the future prepositions of place tense review	rooms in a house times and places	offers and invitations	<i>going and doing</i> <i>would you ...?</i>
VIDEO: A day in the life of a lighthouse keeper page 150 ► REVIEW page 152				
COMMUNICATION ACTIVITIES page 153 ► GRAMMAR SUMMARY page 158 ► AUDIOSCRIPTS page 182				

Listening	Reading	Critical thinking	Speaking	Writing
a description of the Holi festival interviews about hobbies with friends	an article about a day in China an article about the seasons in British Columbia	finding information	my partner and I a survey about hobbies my favorite season	text type: a profile writing skill: paragraphs
an interview about a man's job an interview about an unusual school	an article about jobs on the London Underground an article about a job in a wildlife park	asking questions	jobs things we usually do	text type: an email writing skill: spelling: double letters
four people talk about travel a conversation about a trip to Cape Town	an article about things in people's suitcases an article about a trans-Siberian trip	who is it for?	things in my suitcase hotels and tourist places travel tips	text type: travel advice writing skill: <i>because</i>
a profile of Ayrton Senna a radio program about people we remember	a quiz about "firsts" in exploration an article about the first people in the American continents	making a timeline	dates and events people in my past who was he/she?	text type: an email writing skill: expressions in emails
old books and documents in Timbuktu an interview with a woman from New Orleans	an article about an unusual discovery a story about an adventure in Madagascar	the writer's purpose	did it happen? last week and last year one day last week	text type: a life story writing skill: <i>when</i>
three people talk about weekend activities a description of a family in Indonesia	a short message about next weekend an article about helping people on weekends	finding main ideas	my photos next weekend a special weekend	text type: a thank you note writing skill: spelling: verb endings

Life around the world—in 12 videos

Unit 10 The space race



Find out about the history of space exploration.

Unit 6 At the market



Meet people at a market in an English city.

Unit 3 Chinese New Year in London

Find out about this big street celebration.

Unit 8 Small ships

Ship pilots practice using mini ships.

Unit 4 Where's that?

A video quiz about three cities.

Unit 12 A day in the life of a lighthouse keeper



A man looks after a lighthouse in Uruguay.

Unit 9 The people of the reindeer



Find out about the lives of the Sami people.

Unit 11 True stories?

Three people tell their stories. Are they true or false?

Unit 5 What's your favorite gadget?

Two people talk about their favorite gadgets.

Unit 1 My top ten photos

A photographer talks about his favorite photos.

Nepal

Kenya


Australia

Unit 7 The elephants of Samburu



Find out about elephants in the Samburu National Park.

Unit 2 A vacation in Australia



On vacation with two friends.

**UNIT 1
HELLO**




**UNIT 2
VACATIONS**



**UNIT 3
FAMILY AND
FRIENDS**



**UNIT 4
CITIES**




**UNIT 5
MY THINGS**




**UNIT 6
WE LOVE IT!**



**UNIT 7
DAILY LIFE**




**UNIT 8
WORK AND
STUDY**




**UNIT 9
TRAVEL**



**UNIT 10
FAMOUS PEOPLE**



**UNIT 11
TRUE STORIES**



**UNIT 12
THE WEEKEND**



Unit 1 Hello



David Doubilet in the Pacific Ocean, Australia

FEATURES

10 People

People from *National Geographic*

12 People and places

People, cities, and countries

14 Phone calls from New York

Phone calls from New York

18 My top ten photos

A video about *National Geographic* photos

1 ▶1 Look at the photo. Listen and read.

Hello! I'm David.

2 ▶1 Listen again and repeat.

3 Say your name.

Hello! I'm _____.

4 Work in pairs.

Hello! I'm Dani.

Hello! I'm Lee.

1a People

Listening

1  2 Listen and read.

1

D: Hello. I'm David.

M: Hi. I'm Mireya.

D: Mireya Mayor?

M: Yes.

2

D: Hi! I'm David Doubilet.

M: Hello.

D: Oh! You're Mireya!

M: Yes. I'm Mireya Mayor.

3

D: Hello. I'm David Doubilet.

M: I'm Mireya.

D: Mireya?

M: Yes. M-I-R-E-Y-A.

D: Hi. Nice to meet you.

NATIONAL GEOGRAPHIC PEOPLE

David Doubilet



Mireya Mayor



Vocabulary the alphabet

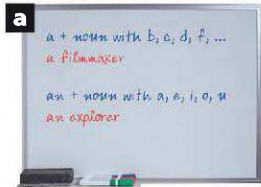
2 ▶ 3 Listen and repeat.

Aa Bb Cc Dd Ee Ff Gg
 Hh Ii Jj Kk Ll Mm Nn
 Oo Pp Qq Rr Ss Tt Uu
 Vv Ww Xx Yy Zz

3 ▶ 4 Say the letters. Listen. Write the letters.

A	B	L	I	O	Q	R
H	C	_____	_____		_____	
_____	D	_____			_____	
_____	_____	_____			_____	
_____	_____	_____			_____	
_____	_____	_____			_____	
_____	_____	_____			_____	

4 ▶ 5 Listen and repeat.



board



book



chair



desk



door



window

5 Work in pairs.
Student A: Say the letters.
Student B: Say the word.

C-H-A-I-R

Chair.

Yes!

6 ▶ 6 Listen. Write the names.

- 1 _____
- 2 _____
- 3 _____
- 4 _____

7 Work in pairs.
Student A: Spell your name.
Student B: Write the name.

Grammar be: I + am, you + are

▶ BE: I + AM, YOU + ARE

I'm | David.
 You're | Mireya.

(I'm = I am, You're = You are)

Now look at page 158.

8 Write I or You.

S: Hello. _____'m Sandra.

K: Hi!

S: Oh! _____'re Kim!

K: Yes, _____'m Kim Smith.

Speaking myLife

9 ▶ 7 Listen and read. Speak to other students.

Hi, I'm Carlos.

Hello. I'm Sonia. Nice to meet you, Carlos.

Nice to meet you, Sonia.

1b People and places

PEOPLE AND PLACES



1 This is Jane. She's from Buenos Aires. It's in Argentina. Jane is Argentinian.



2 This is Lukas. He's from Cape Town. It's in South Africa. Lukas is South African.

Reading

1 ▶ **8** Read and listen.

2 Write the words in the chart.

	Photo 1	Photo 2
Name	Jane	
Country		
Nationality		South African

Vocabulary countries and nationalities

3 ▶ **9** Write the words in the chart. Listen and check.

Egyptian	Mexico
Spanish	the United States

	Country	Nationality
1	Brazil	Brazilian
2	Egypt	
3	Italy	Italian
4	_____	Mexican
5	Spain	
6	the United Kingdom	British
7	_____	American
8	Vietnam	Vietnamese

4 Pronunciation word stress

▶ **10** Listen and repeat the countries. Copy the stress.

• •
Brazil

• • •
Mexico

Grammar *be: he/she/it + is*

▶ BE: HE/SHE/IT + IS

He		from Russia.
She	is	Russian.
It		in Russia.

(He's, She's, It's = He is, She is, It is)

Now look at page 158.

5 Look at the photos. Write *He's*, *She's*, or *It's*.



- Tran is from Hanoi. _____ in Vietnam. _____ Vietnamese.
- Juan is from Santiago. _____ in Chile. _____ Chilean.
- Krishnan is from Chicago. _____ in the United States. _____ American.
- Marina is from Milan. _____ in Italy. _____ Italian.

6 Write your information. Show your partner.

	You
Name	
City	
Country	
Nationality	

7 Tell the class about your partner.

Kira is from Paris. It's in France. She's French.

Vocabulary numbers 1–10

8 ▶ 11 Write the numbers (1–10). Listen and repeat.

0 zero	_____ four	_____ eight
_____ one	_____ five	_____ nine
_____ two	_____ six	_____ ten
_____ three	_____ seven	

9 ▶ 12 Look at the chart in Exercise 3. Listen. Say the country.

"five" *Spain*

10 ▶ 13 Look at the chart in Exercise 3. Listen. Say the number.

"Spain" *five*

Speaking *myLife*

11 ▶ 14 Work in pairs. Take the quiz. Are the sentences true (T) or false (F)? Listen and check.

Baseball is Russian.


False. It's American.

QUIZ


TRUE OR FALSE?

around the world


F **01** Baseball is Russian.




02 Pasta is from South Africa.



03 Jaguar is British.



04 Flamenco is from Italy.



12 Work in pairs. Write an *around the world* quiz. Write four sentences. Test the class.

1c Phone calls from New York

Reading

- 1 Read *Phone calls from New York* on page 15. Underline four countries.
- 2 Read again. Write the names.
 - 1 _____ is a teacher.
 - 2 _____ is Mexican.
 - 3 _____ is from Canada.
 - 4 _____ is Indian.

Listening

- 3 ▶ 15 Listen to Anne-Marie. Circle the phone number (a or b).

a 555 730 7121 b 555 760 7101
- 4 ▶ 16 Listen to Nelson. Write.
 - 1 work phone number _____
 - 2 home phone number _____

Grammar *my, your*

▶ MY, YOUR

What's **your** phone number?
My phone number is 555 760 7101.

Now look at page 158.




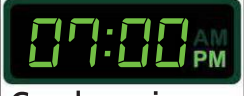
- 5 Write *my* or *your*.



R: Hi. ¹ _____ name's Ramon.
 N: Hello. I'm Nelson.
 ...
 N: Ramon, what's ² _____ phone number?
 R: ³ _____ work number is 555 275 6975.
 N: What's ⁴ _____ cell phone number?
 R: It's 555 398 9763.
- 6 Work in pairs. Ask and answer questions. Write your partner's:

home number _____
 cell phone number _____

Vocabulary greetings

- 7 ▶ 17 Write the expressions in the correct places. Listen and repeat.

Bye	Hello
	 Good morning.
Hi. 1 _____ .	 Good afternoon.
	 Good evening.

Good night. 	
Goodbye. 2 _____ .	
See you later.	

Critical thinking greetings

- 8 *Good evening* and *good night* have different meanings. Circle the correct greetings.
 - 1 A: Hello.
 B: *Good evening.* / *Good night.* How are you?
 - 2 A: *Good evening.* / *Good night.*
 B: Goodbye! See you tomorrow!

Which greeting means "hello"? Which greeting means "goodbye"?

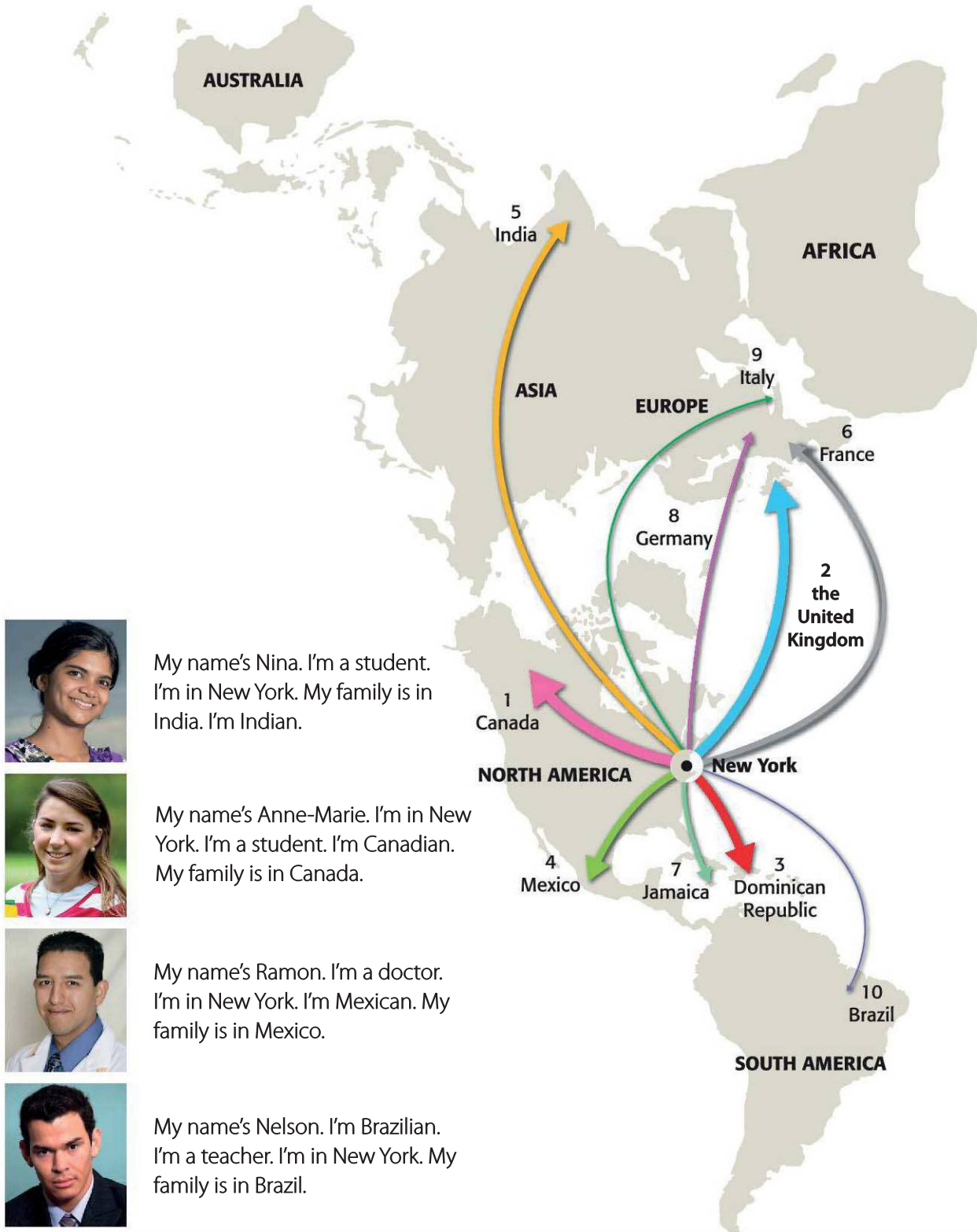
Speaking **myLife**

- 9 Practice the conversations in Exercise 8 with your classmates.



PHONE CALLS FROM NEW YORK: THE TOP TEN COUNTRIES

▶ 18



My name's Nina. I'm a student. I'm in New York. My family is in India. I'm Indian.



My name's Anne-Marie. I'm in New York. I'm a student. I'm Canadian. My family is in Canada.



My name's Ramon. I'm a doctor. I'm in New York. I'm Mexican. My family is in Mexico.



My name's Nelson. I'm Brazilian. I'm a teacher. I'm in New York. My family is in Brazil.

1d What's this in English?

Vocabulary in the classroom

1 ▶ 19 Listen. Write the words.

1



2



3



4



5



6



7



8



2 ▶ 20 Listen to the words from Exercise 1 and repeat.

3 Work in pairs. Point to a photo in Exercise 1. Ask and answer questions.

What's this in English?

It's a _____.

Can you spell it?

Yes. _____.

Real life classroom language

4 ▶ 21 Listen. Look at the classroom language box.

5 ▶ 21 Listen again. Who says each expression? Write T (teacher) or S (student).

▶ CLASSROOM LANGUAGE

Good afternoon, everyone. T

Sit down, please. ____

Open your books. ____

Look at page six. ____

Sorry I'm late. ____

Can you repeat that, please? ____

I don't understand. ____

Can you spell it, please? ____

What's this in English? ____

Do Exercise 7 at home. ____

See you next time. ____

6 Pronunciation questions

a ▶ 22 Listen and repeat the questions from the classroom language box.

b Look at track 21 of the audioscript on page 182. Practice conversations 4, 6, and 7.

7 Work in pairs. Write the words. Practice the conversations.

1 T: Good morning. _____ I'm late.
S: That's OK. Sit down, _____.

2 S: Can you _____ that, please?
T: Yes. Look at _____ ten.

1e My ID

Writing an identification card

1 Look at the ID card. Circle the name of the company and the name of the visitor.

0186693		Washington
		
Visitor		
Date	Name	
02 / 08 / 2018	Carolyn Anderson	

2 Writing skill capital letters

a Underline on the ID card the capital letters in the names of the company, place, and visitor.

b Write these words in the chart.

Brazil	Portuguese	Rio de Janeiro
Brazilian	Nelson Pires	

a name	Dan Pillsbury
a city	Boston
a country	the United States
a nationality	American
a language	English

c Circle the letters that should be capital letters.

- santiago is in chile.
- maya davis is a teacher.
- I'm chinese.
- I speak french.

3 Complete the ID cards with the information. Use capital letters.


1 dublin
sean booth

Mobile Phone International	
Name:	_____
City:	_____
VISITOR	7 / 10 / 2018

2 american
cathy

_____ Teaching Conference
Lisbon 2-4 April _____ Johnson

3 bangkok
laura davis

	Explore _____! _____ (Director) 619127039
--	---

4 Write your own ID card.

5 Work in pairs. Check your partner's card. Check the capital letters.

1f My top ten photos

A woman and a baby
from Nepal



Before you watch

- 1 Work in pairs. Look at this photo. Complete the information about Tom.

I'm is my name's



Hi. My ¹ _____
Tom. ² _____
a photographer.
This ³ _____ my
top ten— ⁴ _____
favorite *National
Geographic* photos
of people and
places.

While you watch

- 2 1 Watch the video. Check (✓) the correct columns.

photo	a man	a woman	people	an animal/ animals
1				
2				
3				
4				
5				
6				
7				
8				
9				
10				

- 3 Work in pairs. Compare your answers from Exercise 2.

Photo number two
is a man.

Yes, I agree.

- 4 1 Watch the video again. Circle the correct country.

Photo 1 Nepal / India
Photo 2 Nepal / Mongolia
Photo 3 Mongolia / China
Photo 4 the United States / Canada
Photo 5 Brazil / Bangladesh
Photo 6 Canada / New Zealand
Photo 7 Australia / the United States
Photo 8 South Africa / Mozambique
Photo 9 Namibia / Kenya
Photo 10 Kenya / South Africa

- 5 1 Read the sentences. Are the sentences true (T) or false (F)? Watch the video again and check.

Photo 2 The man is from the Himalayas. T F
Photo 3 The woman is happy. T F
Photo 7 The climber is Jimmy Chin. T F
Photo 8 The woman is from Namibia. T F
Photo 10 Tom says, "It's my favorite." T F

- 6 1 Watch the video again. Work in pairs. What's your favorite photo?

After you watch

- 7 Complete the information about three of the photos.

Photo 1 is by Alex Treadway. The woman is ¹ _____ Nepal in the Himalayas.
² _____ Nepalese.

Photo 7 ³ _____ by Jimmy Chin. This ⁴ _____ Kate Rutherford. ⁵ _____'s an American climber.

Photo 9 is of people ⁶ _____ Namibia.
⁷ _____ by Chris Johns. ⁸ _____ a *National Geographic* photographer.

- 8 Write about your favorite photo.

UNIT 1 REVIEW AND MEMORY BOOSTER

Grammar

1 Complete the sentences with these words.

I'm you're it's he's she's

- 1 My name's Rosa. _____ from Brazil.
- 2 This is David. _____ a teacher.
- 3 I'm from Ottawa. _____ in Canada.
- 4 A: I'm Alain.
B: Oh! _____ my teacher!
- 5 Marina is from Italy. _____ Italian.

2 Complete the sentences with *my* or *your*.

- 1 I'm Susana. What's _____ name?
- 2 Hello. I'm _____ teacher.
- 3 Hi. _____ name's Samir.
- 4 What's _____ phone number?
- 5 Open _____ books to page four.

3 >> MB Make true sentences.

My name's _____. I'm from _____.
I'm _____.

I CAN

- talk about people and places (*be*)
- use *my* and *your* correctly
- greet people

Vocabulary

4 Write the names of the objects.



1 _____



2 _____



3 _____



4 _____

5 Complete the countries. Write the nationalities.

- 1 V__t n__m _____
- 2 __g__p t _____
- 3 S__t h__f r__c__ _____
- 4 R__s s__ _____
- 5 B r__z__l _____

6 >> MB Work in pairs. Take turns.

Student A: Write five numbers. Say the numbers to your partner.

Student B: Write the numbers. Check.

7 >> MB Work in pairs. Take turns.

Student A: Write five words. Say the letters of the words to your partner.

Student B: Write the words. Check.

I CAN

- talk about things in the classroom
- talk about countries and nationalities
- count to ten
- say the alphabet and spell words

Real life

8 Match 1–4 with a–d to make exchanges.

- 1 Sorry I'm late. ____
- 2 What's this in English? ____
- 3 This is a table. ____
- 4 Can you repeat that, please? ____

- a Yes. *Work in pairs.*
- b Can you spell it, please?
- c It's a computer.
- d That's OK. Sit down, please.

9 Work in pairs. Practice the exchanges in Exercise 8.

I CAN

- understand classroom instructions
- talk to my teacher and my classmates about the lesson


Unit 1



Language games



Unit 2 Vacations



Two people on a bridge in Mai Chau

FEATURES

22 My vacation

Vacation photos

24 Where are you?

A conversation with friends

26 A vacation quiz

A quiz about vacation places


30 A vacation in Australia

A video about South Australia

1 ▶ 23 Look at the photo. Circle the correct option (a or b). Listen and check.

- a This is in France. It's a city. It's night.
- b This is in Vietnam. It's a river. It's morning.

2 ▶ 24 Look at these two places. Listen and repeat.



3 Complete the sentences with words from Exercise 2.

- 1 Bangkok is _____. It's in Thailand.
- 2 Titicaca is _____. It's in Bolivia and Peru.
- 3 Everest is _____. It's in China and Nepal.

4 Work in pairs. Write four sentences about places. Read your sentences to your partner.

2a My vacation




MY VACATION BLOG by Laura 26

THURSDAY
03 JAN

Today is Thursday. I'm in Tunisia. It's beautiful! It's evening. I'm with my friends Brad, Andy, and Jessica. We're on a beach. We're happy. Andy and Jessica are Canadian. They're doctors. They're on vacation, too.

Vocabulary days of the week

- 1  25 Number the days of the week in order (1–7). Listen, check, and repeat.

1 Monday ___ Saturday
___ Sunday ___ Wednesday
___ Friday ___ Thursday
___ Tuesday

- 2 Work in pairs.

Student A: Say a day.

Student B: Say the next day.

Reading

- 3 Work in pairs. Look at the photo. Circle the place.

a a city b a beach

- 4 Work in pairs. Read *My vacation blog*. Find:

1 the day of the week
2 the name of the country
3 the names of the people

Grammar *be: we/they + are*

BE: WE/THEY + ARE

We	are	in Tunisia.
They		Canadian.

(We're, They're = We are, They are)

Now look at page 160.

- 5 Look at the grammar box. Underline *we're* and *they're* in *My vacation blog*.

- 6  27 Complete the sentences. Listen and check.

1 This is Jane. This is Paul. They _____ Australian.
2 I'm Meera. This is Suri. We _____ from India.
3 In this photo, I'm with my friend Jack. _____'re in Egypt.
4 Laura is with Brad, Andy, and Jessica. _____ on vacation.

7 Pronunciation *we're, they're*

- a  28 Listen and repeat the sentences from Exercise 6.

- b Work in pairs. Write sentences with *We're*. Read your sentences to a new pair.

Grammar *be*: negative forms **11 Pronunciation** *I'm, isn't, aren't*

▶ *BE*: NEGATIVE FORMS

I	<i>am not ('m not)</i>	<i>happy. on a beach.</i>
You	<i>are not (aren't)</i>	
He/She/It	<i>is not (isn't)</i>	
We/You/They	<i>are not (aren't)</i>	

Now look at page 160.

- Work in pairs. Look at the grammar box. What are the negative forms of *am*, *is*, and *are*?
- Work in pairs. Correct the false sentences about the photo on page 22.
 - It's Wednesday.
It isn't Wednesday. It's Thursday.
 - The friends are in a city.
 - It's morning.
 - They're sad.
 - Andy and Jessica are from Tunisia.

- Look at the photo for Saturday. Write these words in the blog post.

not aren't isn't isn't

- ▶ 29 Listen and repeat the sentences.

- Work in pairs. Write true sentences. Read your sentences to your partner.

We aren't on a beach.

I'm	a student.
I'm not	a doctor.
You're	in a city.
You aren't	in a classroom.
We're	in Egypt.
We aren't	happy.
	on a lake.
	on a beach.
	on vacation.
	from Morocco.

Speaking **myLife**

- Work in groups. Show a photo to your group. Tell your group about your photo. Use affirmative and negative forms of *be*.

This is a photo of my friends, Carlos and Enrique. They're in Egypt. They aren't happy.

MY VACATION BLOG by Laura

SATURDAY
JAN 05

In this photo, we ¹ _____ in Tunisia. We're in Morocco. It ² _____ a beach. It's the Sahara Desert. Andy and Jessica are on camels. Brad ³ _____ on a camel. He's in a tent. I'm ⁴ _____ in this photo.

