

MICKEY ROGERS
JOANNE TAYLORE-KNOWLES
STEVE TAYLORE-KNOWLES

SPEAK YOUR MIND



STUDENT'S BOOK

+ access to Student's App
and Digital Workbook

1



macmillan
education

DIGITAL WORKBOOK ACCESS



MICKEY ROGERS
JOANNE TAYLORE-KNOWLES
STEVE TAYLORE-KNOWLES

SPEAK YOUR MIND







STUDENT'S BOOK
+ access to Student's App






macmillan
education







1





SCOPE & SEQUENCE

	Outcomes	Vocabulary	Grammar	Speaking
Unit 1 Who Are You? pp. 7–15 	<ul style="list-style-type: none"> Describe who you are and what you like in an online profile Greet and introduce people in various settings Complete registration information with numbers 	<ul style="list-style-type: none"> Forms Greetings, introductions, and goodbyes Ordinal numbers 	<ul style="list-style-type: none"> <i>Be</i> statements and <i>yes/no</i> questions Information questions with <i>be</i> 	<ul style="list-style-type: none"> Describe people Make introductions Give personal information
			Grammar Reference pp. 142–143	
Language and Life—Communication: Make an Interesting Online Profile				
Unit 2 Work/Life Balance pp. 17–25 	<ul style="list-style-type: none"> Talk about various jobs Talk about members of your family Discuss your family members and their jobs 	<ul style="list-style-type: none"> Work life Family Jobs 	<ul style="list-style-type: none"> Articles <i>a, an</i>, and no article Possessive adjectives and <i>'s/s'</i> 	<ul style="list-style-type: none"> Talk about a famous person Talk about family Describe a picture
			Grammar Reference pp. 143–144	
Language and Life—Self-awareness: Find the Right Job for Your Interests and Abilities				
Unit 3 Fun and Games pp. 27–35 	<ul style="list-style-type: none"> Express likes and dislikes Talk about and recommend free-time activities Plan and talk about an event 	<ul style="list-style-type: none"> Likes and dislikes Free-time activities Special events 	<ul style="list-style-type: none"> Simple present statements and <i>yes/no</i> questions The imperative 	<ul style="list-style-type: none"> Talk about things you like to do Recommend free-time activities Describe an event
			Grammar Reference pp. 145–146	
Language and Life—Creativity: Create an Interest Group for a Website				
Unit 4 That's Life! pp. 37–45 	<ul style="list-style-type: none"> Talk about daily activities Talk about how often you do activities Describe your day off 	<ul style="list-style-type: none"> Daily activities Frequency and time expressions Routine activities 	<ul style="list-style-type: none"> Simple present information questions Frequency adverbs 	<ul style="list-style-type: none"> Interview a partner about daily activities Talk about routine activities Discuss the perfect day off
			Grammar Reference pp. 146–147	
Language and Life—Adaptability: Give Advice about Keeping Life Interesting				
Unit 5 Finding Your Way pp. 47–55 	<ul style="list-style-type: none"> Talk about places to live Describe your neighborhood Give directions 	<ul style="list-style-type: none"> Where you live Places in a neighborhood Directions 	<ul style="list-style-type: none"> Adjectives <i>There is / There are</i> 	<ul style="list-style-type: none"> Talk about where you live Discuss a neighborhood Give directions
			Grammar Reference pp. 148–149	
Language and Life—Problem-solving: Create a Guide to Your Neighborhood				
Unit 6 Going Viral pp. 57–65 	<ul style="list-style-type: none"> Talk about social media use Talk about computer equipment and vlogging Talk about buying and selling online 	<ul style="list-style-type: none"> Emotions Technology equipment Technology phrases 	<ul style="list-style-type: none"> Present progressive Present progressive vs. simple present 	<ul style="list-style-type: none"> Talk about routines and feelings Discuss vlogs Discuss online activity
			Grammar Reference pp. 149–150	
Language and Life—Critical Thinking: Analyze the Pros and Cons of A Digital Detox				

Confident Communicator	Pronunciation	Listening/Reading	Thinking Skills	Writing
<p><i>Repair It</i></p> <ul style="list-style-type: none"> Ask for repetition <p><i>Start Talking</i></p> <ul style="list-style-type: none"> Add details <p><i>Start Talking</i></p> <ul style="list-style-type: none"> Useful phrases 	<ul style="list-style-type: none"> Intonation in <i>yes/no</i> and information questions 	<p>Read a social media profile</p> <ul style="list-style-type: none"> Skill—Infer information <p>Listen to short conversations of greetings</p> <ul style="list-style-type: none"> Skill—Listen for details <p>Listen for personal details</p> <ul style="list-style-type: none"> Skill—Listen for numerical information 	<ul style="list-style-type: none"> Evaluate Deduce 	Write about a school calendar
Unit Review p. 16 Study Skills p. 127—Memory Strategies				
<p><i>Keep Talking</i></p> <ul style="list-style-type: none"> Useful phrases <p><i>Repair It</i></p> <ul style="list-style-type: none"> Check for understanding <p><i>Keep Talking</i></p> <ul style="list-style-type: none"> Use notes 	<ul style="list-style-type: none"> An + vowel 	<p>Read an online article about a business owner</p> <ul style="list-style-type: none"> Skill—Scan <p>Listen to a conversation about a family picture</p> <ul style="list-style-type: none"> Skill—Use visual clues <p>Listen to a description of a family vacation picture</p> <ul style="list-style-type: none"> Skill—Predict 	<ul style="list-style-type: none"> Question Analyze Categorize 	Write an online family profile
Unit Review p. 26 Follow A Pro p. 128—An IT Consultant  An IT Professional				
<p><i>Keep Talking</i></p> <ul style="list-style-type: none"> Emphasize preference <p><i>Keep Talking</i></p> <ul style="list-style-type: none"> Give reasons <p><i>Keep Talking</i></p> <ul style="list-style-type: none"> Express rules 	<ul style="list-style-type: none"> Third person -s 	<p>Read a magazine interview</p> <ul style="list-style-type: none"> Skill—Infer <p>Listen to a phone conversation about an event</p> <ul style="list-style-type: none"> Skill—Take notes <p>Listen to a recorded advertisement</p> <ul style="list-style-type: none"> Skill—Listen for gist 	<ul style="list-style-type: none"> Categorize Understand Recall 	Create a poster to advertise a special event
Unit Review p. 36 Study Skills p. 129—Oral Presentations				
<p><i>Start Talking</i></p> <ul style="list-style-type: none"> Give examples <p><i>Keep Talking</i></p> <ul style="list-style-type: none"> Useful phrases <p><i>Keep Talking</i></p> <ul style="list-style-type: none"> Express frequency 	<ul style="list-style-type: none"> Word stress in information questions 	<p>Read a blog post about a reporter's day</p> <ul style="list-style-type: none"> Skill—Scan <p>Listen to an interview with an actress</p> <ul style="list-style-type: none"> Skill—Listen for specific information <p>Listen to a radio show about daily routines</p> <ul style="list-style-type: none"> Skill—Listen for gist 	<ul style="list-style-type: none"> Analyze Summarize Recall 	Write about the perfect day off
Unit Review p. 46 Follow A Pro p. 130—A Firefighter  A Paramedic				
<p><i>Keep Talking</i></p> <ul style="list-style-type: none"> Make guesses <p><i>Keep Talking</i></p> <ul style="list-style-type: none"> Useful phrases <p><i>Start Talking</i></p> <ul style="list-style-type: none"> Useful phrases 	<ul style="list-style-type: none"> Syllable stress in multi-syllable adjectives 	<p>Read an article about unusual places to live</p> <ul style="list-style-type: none"> Skill—Scan for specific information <p>Listen to a radio show about neighborhoods</p> <ul style="list-style-type: none"> Skill—Listen for specific information <p>Listen to conversations asking for directions</p> <ul style="list-style-type: none"> Skill—Listen for key words 	<ul style="list-style-type: none"> Apply Evaluate Analyze 	Write an instant message
Unit Review p. 56 Study Skills p. 131—Research Skills				
<p><i>Start Talking</i></p> <ul style="list-style-type: none"> Useful phrases <p><i>Keep Talking</i></p> <ul style="list-style-type: none"> Show interest <p><i>Keep Talking</i></p> <ul style="list-style-type: none"> Ask follow-up questions 	<ul style="list-style-type: none"> /rj/ 	<p>Read an article about social media use and employment</p> <ul style="list-style-type: none"> Skill—Predict information <p>Listen to vloggers describe their videos</p> <ul style="list-style-type: none"> Skill—Listen for fact and opinion <p>Listen to an internet business owner</p> <ul style="list-style-type: none"> Skill—Listen for the main idea 	<ul style="list-style-type: none"> Analyze Evaluate 	Write a social media ad
Unit Review p. 66 Follow A Pro p. 132—A Chief Listening Officer  A Social Media Manager				

SCOPE & SEQUENCE

	Outcomes	Vocabulary	Grammar	Speaking
Unit 7 Fit for Life pp. 67–75 	<ul style="list-style-type: none"> Talk about parts of the body and abilities Talk about sports and athletes Describe skills and abilities 	<ul style="list-style-type: none"> Parts of the body Ball game action words Exercise words 	<ul style="list-style-type: none"> <i>Can/can't</i> (ability) Adverbs of manner <p>Grammar Reference pp. 151–152</p>	<ul style="list-style-type: none"> Talk about abilities Describe a famous athlete Role-play a job interview
	Language and Life—Decision-making: Design an Outdoor Gym for Your City			
Unit 8 Foodie? pp. 77–85 	<ul style="list-style-type: none"> Talk about food and tastes Talk about types of food and ingredients Follow and write a recipe 	<ul style="list-style-type: none"> Food and tastes Food groups Cooking 	<ul style="list-style-type: none"> Countable and uncountable nouns <i>This/that/these/those</i> <p>Grammar Reference pp. 152–153</p>	<ul style="list-style-type: none"> Talk about food preference Discuss and recommend healthy foods Discuss recipes
	Language and Life—Communication: Design a Restaurant Guide			
Unit 9 Seeing the World pp. 87–95 	<ul style="list-style-type: none"> Talk about travel Give advice and suggestions Talk about clothes to wear on a trip 	<ul style="list-style-type: none"> Travel Tourism collocations Clothes 	<ul style="list-style-type: none"> Verb + infinitive or gerund <i>Should/could</i> for advice and possibility <p>Grammar Reference pp. 154–155</p>	<ul style="list-style-type: none"> Plan a virtual tour Role-play a phone conversation Discuss a planned trip
	Language and Life—Collaboration: Create an Advertisement to Attract Tourists			
Unit 10 Life Stories pp. 97–105 	<ul style="list-style-type: none"> Talk about life events Talk about your social life Describe a personal experience 	<ul style="list-style-type: none"> From the reading Social life collocations Collocations with <i>get, have, and make</i> 	<ul style="list-style-type: none"> Simple past (affirmative statements) Simple past (negative statements and questions) <p>Grammar Reference pp. 155–156</p>	<ul style="list-style-type: none"> Talk about milestones Discuss events in the past Talk about a specific experience from the past
	Language and Life—Empathy: Give Advice Based on Your Experience for an Advice Column			
Unit 11 Planning Ahead pp. 107–115 	<ul style="list-style-type: none"> Talk about plans and intentions Give and receive advice for saving money Talk about career goals 	<ul style="list-style-type: none"> To-do lists Money Career plans collocations 	<ul style="list-style-type: none"> <i>Going to</i> Direct and indirect objects <p>Grammar Reference pp. 157–158</p>	<ul style="list-style-type: none"> Talk about predictions and plans Role-play a conversation about saving money Discuss career plans
	Language and Life—Self-direction: Make a Career Plan Based On Your Interests			
Unit 12 The Great Outdoors pp. 117–125 	<ul style="list-style-type: none"> Discuss climate and weather Talk about natural features in geography Describe outdoor activities 	<ul style="list-style-type: none"> From the reading Natural features Adjectives to describe natural features 	<ul style="list-style-type: none"> Comparative adjectives Review of tenses <p>Grammar Reference pp. 158–159</p>	<ul style="list-style-type: none"> Discuss weather Talk about a natural place Talk about outdoor activities
	Language and Life—Problem-solving: Present Ideas for Developing a Natural Area			

 Confident Communicator	Pronunciation	Listening/Reading	Thinking Skills	Writing
Start Talking • Useful phrases Start Talking • Buy time Keep Talking • Use imagination	<ul style="list-style-type: none"> • <i>Can/can't</i> 	Read a magazine article about fitness gadgets <ul style="list-style-type: none"> • Skill—Read for gist Listen to people describe unusual sports <ul style="list-style-type: none"> • Skill—Listen for the main idea Listen to descriptions of exercises <ul style="list-style-type: none"> • Skill—Listen for specific information 	<ul style="list-style-type: none"> • Analyze • Deduce • Evaluate 	Write an email inquiring about a job
Unit Review p. 76 Study Skills p. 133—Effective Group Work				
Start Talking • Useful phrases Keep Talking • Useful phrases Repair It • Check for understanding	<ul style="list-style-type: none"> • Emphasis with <i>this/that/these/those</i> 	Read posts from an online food forum <ul style="list-style-type: none"> • Skill—Read for the main idea Listen to an interview with street food vendors <ul style="list-style-type: none"> • Skill—Listen for specific information Listen to the steps of a recipe <ul style="list-style-type: none"> • Skill—Listen for specific information 	<ul style="list-style-type: none"> • Apply • Analyze • Evaluate 	Write a recipe
Unit Review p. 86 Follow A Pro p. 134—A Food Stylist  A Baker				
Keep Talking • Take time to think Keep Talking • Useful phrases Start Talking • Follow-up questions	<ul style="list-style-type: none"> • <i>to</i> 	Read an article about virtual travel <ul style="list-style-type: none"> • Skill—Scan Listen to a radio show about tourism <ul style="list-style-type: none"> • Skill—Listen for detail Listen to people talk about packing for a trip <ul style="list-style-type: none"> • Skill—Listen for gist 	<ul style="list-style-type: none"> • Analyze • Recall • Deduce 	Write advice for tourists
Unit Review p. 96 Study Skills p. 135—Formal vs. Informal Writing				
Start Talking • Useful phrases Keep Talking • Show interest Start Talking • Useful phrases	<ul style="list-style-type: none"> • the ending <i>-ed</i> 	Read a biography on Malala Yousafzai <ul style="list-style-type: none"> • Skill—Scan for information Listen to a conversation about social life <ul style="list-style-type: none"> • Skill—Listen for main ideas Listen to personal stories <ul style="list-style-type: none"> • Skill—Listen for gist 	<ul style="list-style-type: none"> • Summarize • Evaluate • Analyze 	Write an email about a personal experience
Unit Review p. 106 Follow A Pro p. 136—An Event Organizer  A Tour Guide				
Start Talking • Useful phrases Keep Talking • Suggest alternatives Repair It • Useful phrases	<ul style="list-style-type: none"> • <i>Going to</i> 	Read an article about to-do lists <ul style="list-style-type: none"> • Skill—Read for the main idea Listen to a radio show about money <ul style="list-style-type: none"> • Skill—Listen for specific information Listen to a podcast about dream jobs <ul style="list-style-type: none"> • Skill—Listen for gist 	<ul style="list-style-type: none"> • Apply • Calculate • Analyze 	Write a journal entry about career plans
Unit Review p. 116 Study Skills p. 137—Personal Development				
Keep Talking • Useful phrases Keep Talking • Show interest Keep Talking • Useful phrases	<ul style="list-style-type: none"> • /ju/ 	Read a brochure about the Galapagos Islands <ul style="list-style-type: none"> • Skill—Scan for specific information Listen to a radio interview about waterfalls <ul style="list-style-type: none"> • Skill—Listen for specific information Listen to a conversation about visiting natural places in Mexico <ul style="list-style-type: none"> • Skill—Listen for detail 	<ul style="list-style-type: none"> • Understand • Induce • Recall 	Write a guidebook entry about a natural feature
Unit Review p. 126 Follow A Pro p. 138—A Forest Ranger  A Botanist				

Grammar Quiz: What Do You Already Know?

A Choose the correct option.

- 1 I'm am not / I'm not / I isn't Brazilian.
- 2 Am / Is / Are your teacher from Peru?
- 3 It's / It / It not nice to meet you.
- 4 Where be / is / are they from?
- 5 What is / are / does your last name?
- 6 We am / is / are not Spanish students.

B Complete the paragraph with the simple present form of the verbs in parentheses.

Many students 1 _____ (not know) what they want to do after they finish college. But I do. I 2 _____ (want) to be a flight attendant. Flight attendants 3 _____ (travel) the world, and I 4 _____ (love) to travel! My friend Beth 5 _____ (work) as a flight attendant now. She 6 _____ (not make) a lot of money, but she's happy.



C Complete the sentences with the present progressive form of the verbs in the box.

cook not do not listen rain wear work

- 1 It _____ outside. Don't forget to take your umbrella.
- 2 The teacher is angry because the students _____.
- 3 Harry has a great job. He _____ at the office in Spain right now.
- 4 Sorry, I can't talk right now. I _____ dinner.
- 5 Calvin _____ the laundry now because he doesn't have any soap.
- 6 Dan _____ shorts and a T-shirt because it's very hot today.

D Unscramble and write sentences.

- 1 listen / we / to / sometimes / music / .

- 2 I / where / vegetables / buy / can / ?

- 3 never / is / our / teacher / late / .

- 4 hair / long / Sally / has / brown / .

- 5 there / many / eggs / how / are / ?

- 6 cook / does / Adam / how / often / ?

E Find one error in each sentence. Write the correct sentence.

- 1 My fathers' name is Antonio.

- 2 Please take a umbrella with you.

- 3 Why do you have three cell phone?

- 4 Don't to forget to come to my party.

- 5 Jeff take the train to work.

- 6 We have any tomatoes.

Who Are You?

WHAT DO YOU ALREADY KNOW?

- 1 Think of words you know that describe you. Write the words.
- 2 **IN PAIRS** Share and compare your words. If possible, add more words to the box.

I am ...



DISCUSS & SHARE



VIDEO

IN GROUPS Watch the video and answer the question.

SYM Are you typical or different?

In this unit, you will ...

- describe yourself, introduce yourself and others, and give personal details about yourself.
- use thinking skills: evaluate and draw conclusions.
- read about a social media profile.
- use strategies to start talking and keep talking by asking for repetition or asking for details.
- use communication skills to create an interesting social media profile.
- learn strategies for memorization.

READING

A Are you on any social media sites? Which ones? Discuss.

B  1.01 READING SKILL—Infer information Read the form. Then choose the correct answer.



The screenshot shows a browser window with a profile page for 'International English Teachers'. On the left is a profile picture of a smiling woman with blonde hair. To the right of the photo is the text 'ABOUT YOU' followed by a bio: 'I'm an English teacher in Germany. I'm from Berlin. I speak German, English, and Spanish. My hobbies are swimming, dancing, and yoga. My favorite music is rock and my favorite food is tacos (♥ Mexican food). My boyfriend is Juan. He isn't an English teacher. He's a yoga teacher.' Below the bio is a form with the following fields: Username: Berliner100, Last name: Steiner, Password: DerSeestern!, Nickname: Angie, Re-enter password: DerSeestern!, Date of birth: 04/15/97, First name: Angela, Country: Germany. At the bottom right of the form is an 'Edit Profile' button with a gear icon.

- | | |
|--|-------------------------------|
| 1 Is this an English-language website? | Yes, it is. / No, it isn't. |
| 2 Is Angie Steiner the name on her passport? | Yes, it is. / No, it isn't. |
| 3 Is the number 04 a month? | Yes, it is. / No, it isn't. |
| 4 Is she from Europe? | Yes, she is. / No, she isn't. |
| 5 Is she a yoga teacher? | Yes, she is. / No, she isn't. |
| 6 Is she married? | Yes, she is. / No, she isn't. |

C THINKING SKILL—Evaluate Consider why some passwords are secure and others are not secure.

VOCABULARY

A Match the personal information (1-6) to a category (a-f). Write the letter.

- | | |
|-----------------------------|-----------------|
| 1 11/18/90 _____ | a last name |
| 2 Robert _____ | b nickname |
| 3 US _____ | c hobby |
| 4 Garcia _____ | d date of birth |
| 5 playing video games _____ | e first name |
| 6 Robbie _____ | f country |

B Complete the profile for you. Then share with a partner.

First name _____	Date of birth _____
Last name _____	Country _____
Nickname _____	Hobbies _____

A: My first name is Amanda. And you?

B: My first name is Olivia. My last name is ...



A IN PAIRS Complete the examples.

Affirmative	Negative
1 I _____ / I'm an English teacher.	4 I am not / I'm _____ from Mexico.
2 We are / We' _____ English students.	5 They are not / They're not / They _____ German teachers.
3 He _____ / He's a yoga teacher.	6 He is not / He's not / He _____ an English teacher.
Questions and Short Answers	
7 Are you late? Yes, I am. / No, I'm _____.	
8 Is she married? Yes, she _____. / No, she's not. / No, she isn't.	
9 Are they from Berlin? Yes, they are. / No, _____ not. / No, they aren't.	

For more practice, go to page 142.

B Complete with the correct forms of *be*.

- _____ you a student? No, I _____. I _____ a teacher.
- _____ your parents from Mexico? No, they _____. They _____ from Brazil.
- _____ your English teacher American? Yes, he _____.
- _____ I in the correct classroom? No, you _____. This _____ English 5.

C Complete the answers for you.

- Are you on social media?
Yes, I'm on two social media sites.
- Is your favorite hobby playing video games?

- Is your favorite food from your country?

- Are your parents from this city?



MAKE IT REAL

Informal ways to say
Yes: *Yeah, Uh-huh, Yep*
 Informal ways to say
No: *Uh-uh, Nope, No way*

D IN PAIRS Ask and answer the questions in C.

SPEAKING

A Complete the survey for you.

← → ↻ ☆ ☰

About me ...

From _____	Nickname _____	Favorite food _____
Hobbies _____	Birth month _____	Favorite music _____

B IN GROUPS Ask questions and try to guess your partner's answers. Use the Confident Communicator box to help you.

- A: *Are you from Brazil?* B: *No, I'm not.*
 C: *Are you from Mexico?* B: *Yes, I am.*



When you don't understand or don't hear something, ask for repetition.
Excuse me?
Sorry, can you repeat that, please?

LISTENING

A Look at the pictures (a-c). Match the pictures to the questions (1-4).



- 1 How do you greet a good friend or a family member? _____
- 2 How do you greet a new classmate? _____
- 3 How do you greet an important person for the first time? _____
- 4 How do you greet someone you don't know well? _____

B **1.02 THINKING SKILL—Deduce** Listen. Check (✓) if the people know each other.

- | | |
|--|--|
| 1 <input type="checkbox"/> Sandy and Jake | 3 <input type="checkbox"/> Mr. Wilson and Sarah |
| 2 <input type="checkbox"/> Janice Walters and Lynn Jefferson | 4 <input type="checkbox"/> Christine, Mark, and Jean Luc |

C **1.02 LISTENING SKILL—Listen for details** Listen again and choose the correct answer.

- | | |
|---|---|
| 1 Where is Michelle?
a at work
b at home
c with Jake | 3 Why is Mr. Wilson at DT Bank?
a to work
b to talk about his account
c to get money |
| 2 Who is the office manager?
a Lynn
b Ms. Jefferson
c Janice | 4 What country is Jean Luc from?
a France
b the US
c Canada |

VOCABULARY greetings, introductions, and goodbyes



A Complete the table with phrases from the box.

Bye. Hi. Nice to meet you. Take care.	Good morning. How's it going? See you later. This is Nicole Martin.	Hey! I'm John Smith. How are you? It's nice to meet you.
--	--	---

★ MAKE IT YOURS

Can you think of situations when you have to introduce someone in English?

Greetings	Introductions	Goodbyes
<i>Hi.</i>	<i>I'm John Smith.</i>	<i>Take care.</i>

B Complete the conversation with words and phrases from A.

Kara: 1 _____, Josie. How's 2 _____?

Josie: 3 _____, Kara. I'm good. 4 _____?

Kara: Fine, thanks. Josie, 5 _____ my friend Michelle Kim.

Josie: Hi, Michelle. I'm Josie Grayson. It's 6 _____.

Michelle: 7 _____, too, Josie.

Kara: Well, it's good to see you, Josie. 8 _____.

Josie: Nice to see you, too. 9 _____.



MAKE IT REAL

In informal situations, people use very short and informal forms of greetings and goodbyes.

Greetings:

What's up?

How you doing?

What's new?

Goodbyes:

Later!

Catch you later.

See ya!

C IN GROUPS Practice the conversation in B using your own names.

GRAMMAR information questions with *be*



A Complete the table with *what, where, when, or how*.

Question Word + <i>be</i> + Word or Phrase	Answer
Who is your teacher?	Mr. Oliver is my teacher.
1 _____ is your name?	My name is Lisette.
2 _____ is Mandy?	She's at the office in Chicago.
3 _____ is your birthday?	It's in May.
4 _____ are you?	I'm fine, thanks.

For more practice, go to page 142.

B Complete the questions and answers for you.

- _____ 's your name? It's _____.
- _____ old are you? I'm _____.
- _____ are you from? I'm from _____.
- _____ is your birthday? It's in _____ (month).
- _____ is your favorite singer? My favorite singer is _____.

C IN PAIRS Ask and answer the questions in B.

SPEAKING

A IN GROUPS Greet classmates you know. Introduce yourself to classmates you do not know. Ask questions to find out more information about each person.

A: Hi. I'm Sal. How's it going?

B: Great. I'm Leslie. How are you, Sal?

A: Fine, thanks. Where are you from?

B: I'm from Port-au-Prince, Haiti. Where are you from?

B Introduce someone to your class. The person you introduce then introduces someone else. Use the Confident Communicator box to help you.

CONFIDENT COMMUNICATOR

START TALKING

When we introduce someone, it is common to give a little more information about the person.

This is Robert. He's my neighbor. He's from Chicago.



VOCABULARY ordinal numbers

A **1.03** Write the ordinal numbers for the days of the month.

APRIL						
SUNDAY	MONDAY	TUESDAY	WEDNESDAY	THURSDAY	FRIDAY	SATURDAY
	1 first	2 second	3 third	4 fourth	5 fifth	6 sixth
7 seventh	8 eighth	9 ninth	10 tenth	11 eleventh	12 twelfth	13 thirteenth
14 fourteenth	15 fifteenth	16 1 _____	17 seventeenth	18 eighteenth	19 nineteenth	20 twentieth
21 2 _____	22 3 _____	23 twenty-third	24 twenty-fourth	25 twenty-fifth	26 twenty-sixth	27 4 _____
28 5 _____	29 twenty-ninth	30 thirtieth				

B **IN PAIRS** Complete the sentences for you. Then discuss.

- My birthday is _____.
- Today is _____.
- New Year's Day is _____.
- My favorite holiday is _____, on _____.
- In my family, I am the _____ child.

LISTENING

A **IN PAIRS THINKING SKILL—Evaluate** Make a list of dates that are important to you. Ask your partner why his/her dates are important.

A: Why is August 2 important to you? Is it your birthday?

B: Yes, it is.

B **1.04 LISTENING SKILL—Listen for numerical information** Listen to the conversation and answer the questions.



MAKE IT REAL

Write dates with cardinal numbers: April 4.
 Say dates with ordinal numbers: April fourth (4th).
 US: write dates as month, day, year: 10/22/2019.
 UK: write dates as day, month, year: 22/10/19.

- What is Olivia's date of birth? _____
- What is her address? _____
- Is her phone number 555-376-5832? _____
- How much money is the registration? _____
- When does Olivia's group start? _____
- Is this her first marathon? _____

PRONUNCIATION

intonation in yes/no and information questions



- A 1.04 Listen again. Draw an arrow pointing up if the speaker's voice goes up at the end of the question. Draw an arrow pointing down if the speaker's voice goes down at the end of the question.

What is your first name? ↘

- 1 What's your last name?
- 2 And your phone number?

Is registration open? ↗

- 3 What is your date of birth?
- 4 Is this your first marathon?

- B **IN PAIRS** Ask and answer the questions from A. Use correct intonation for yes/no and information questions.

WRITING

- A Read the rules for capital letters. Then correct the capitalization mistakes in the text.

Capitalize:

- names of people, pets, places: Daniel, San Francisco, my cat Coco
- countries, nationalities, languages: Ecuador, British, Chinese
- months, days, holidays: January, Monday, Independence Day
- the pronoun I
- the first letter of the first word in a sentence

Adams English Academy Academic Calendar

August 21–September 2 registration opens
September 2 fall semester begins
December 10 fall semester ends
December 15–January 5 school closed
January 6–10 registration opens
January 11 spring semester begins

i am a student at Adams english Academy. Registration is from August 21st to September 2nd. The first day of class is on September 2nd. The first semester is from September 2nd to December 10th. The school is closed from December 15th to January 5th for the new Year holiday. the next semester is from january 11th to May 3rd. I'm in the first level, and my teacher is Robert green. His nickname is rob.

- B Write about your English class or school. Use the paragraph in A as a model. Remember to use capital letters.

SPEAKING

- A **IN PAIRS** Read the questions out loud and answer them as quickly as you can. Use the Confident Communicator box to help you.

- 1 What is the eighth month of the year? _____
- 2 What is the fourteenth letter of the English alphabet? _____
- 3 What is the day after the last day of the year? _____
- 4 What is two days after the second day of the weekend? _____
- 5 What is the extra day in February? _____
- 6 What is the 365th day of the year? _____
- 7 Write your own: _____

- B **IN GROUPS** Check your answers. How many pairs got 100% correct?


**CONFIDENT
COMMUNICATOR**

START TALKING

To talk about numbers in math, say:
+ plus – minus × times ÷ divided by = equals
Five plus two equals seven, and five minus three equals two.

Language and Life

Communication – Online Profiles

A  1.05 Read the online article. Choose *True* or *False*.

SOCIAL MEDIA PROFILE TIPS

Many social media websites have different parts in the personal profile section.

One part is often about specific preferences—movies, books, TV shows, and sports. Another part is for biographical information. When you create a social media profile, here are some things to consider:

- Are your preferences interesting?
- Is your personal information interesting? Write one or two interesting things about yourself!
- Is your information safe? Don't write your home address, phone number, or vacation dates.
- Are your grammar and spelling correct? Your language is part of your reputation!
- Finally, is your picture good? Use a clear picture of yourself.



- | | |
|--|--------------|
| 1 This is a social media website. | True / False |
| 2 Many social media profiles have different sections. | True / False |
| 3 Your entertainment preferences are a part of your personality. | True / False |
| 4 It's a good idea to include your phone number and address in your profile. | True / False |
| 5 Grammar and spelling are not important in a social media profile. | True / False |

B **IN PAIRS** Help Amanda improve her profile. Circle and correct five capitalization errors and one grammar error.

← → ↻ ☆ ☰

SYM INSTITUTE

HOME CALENDAR FACULTY STAFF ORGANIZATION STUDENT PROFILES



Basics
Name: Amanda herrero
Age: 20
Hometown: Recife
English level or class: 1B (Beginner)

Interests/Favorites
Music/Musicians: pop—Ed Sheeran, Camila Cabello; reggaeton
Games: League of Legends
People I like: Beyoncé, Bill and Melinda Gates, Neymar
Hobbies: dancing, going out to eat, beach parties
Other: my cats, my boyfriend julio

More About Me
I'm a student in communications at the Federal university of Pernambuco, in Recife. My favorite Things is my pets and my car (an old Volkswagen Beetle!).