

OXFORD

# Smart CHOICE

FOURTH  
EDITION



CLASSROOM PRESENTATION TOOL

**STARTER**

KEN WILSON | THOMAS HEALY



# Smart CHOICE

Smart learning—your way, every day.

Welcome to *Smart Choice* Fourth Edition. Here's how you can get more involved in your *Smart Choice* lessons:



## PRESS PLAY



Watch and learn with **conversation videos** that bring everyday English into each unit.



Feel confident in your learning and explore topics and ideas from around the world with **documentary videos**.



Download all videos from *Smart Choice* at [smartchoice4e.oxfordonlinepractice.com](http://smartchoice4e.oxfordonlinepractice.com) for access in class, at home, and on the move.



## GET SPEAKING

### OVER TO YOU ACTIVITIES

Have fun learning with new **Over to You** activities! Use the support on the Conversation and Speaking pages to create your own dialogues in English.

### SPEAKING AND SMART TALK

**Speaking** and **Smart Talk** pages in each unit let you practice what you learn with quizzes, games, and real-life situations.

### BONUS UNITS

Practice your speaking skills with activities after each video in the **Bonus Units**.



**3 OVER TO YOU** Find out what things people often lose. Where do they lose them? Tell your classmates.

Unit 3 That's my wallet!

**SPEAKING** *That's mine!*

**1 ROLE PLAY** Look at the picture. Take turns asking for things. Student A, ask about items 1, 3, 5, 7, and 9. Student B, ask about items 2, 4, 6, 8 and 10.

Can you help me? I think that's my backpack.

The green backpack?

No, the red backpack. And I think those are my glasses.

The black glasses?

**2 GROUP WORK** Put three things on a desk in the middle. Take turns guessing whose things they are.

Is that your wallet, Antonio?

Yes, it is. Megumi, are those your headphones?

No, they aren't. My headphones are white.

**3 OVER TO YOU** Find out what things people often lose. Where do they lose them? Tell your classmates.

**GO ONLINE** for more grammar, vocabulary and speaking practice.

**NOW I CAN**

<b>SPEAKING</b>	<b>GRAMMAR</b>	<b>LISTENING</b>	<b>READING</b>
talk about possessions.	use <i>this, that, these, and those</i> .	identify people and possessions.	understand phrases about possessions.

21

# SCOPE AND SEQUENCE

UNIT	VOCABULARY	CONVERSATION	LANGUAGE PRACTICE AND PRONUNCIATION
Useful classroom language PAGES 2-3	Key phrases for classroom interaction and learning		
<b>01</b> I'm a student. PAGES 4-9 	<b>Occupations</b>	▶ Nice to meet you. <b>Over to you:</b> Introduce yourself.	<b>Grammar:</b> The verb <i>be</i> (1) <b>Pronunciation:</b> Reduction of <i>a/an</i>
<b>02</b> What's your phone number? PAGES 10-15 	<b>Personal details</b>	▶ What's your major? <b>Over to you:</b> Ask and give personal details.	<b>Grammar:</b> Possessives / <i>Wh</i> -questions <b>Pronunciation:</b> Saying phone numbers and symbols
<b>03</b> That's my wallet! PAGES 16-21 	<b>Personal possessions</b>	▶ Does this belong to you? <b>Over to you:</b> Talk about personal possessions.	<b>Grammar:</b> <i>This, that, these, and those</i> <b>Pronunciation:</b> Number pairs
<b>BONUS</b> Units 1-3 PAGES 22-23	▶ The Sloth Calendar		
<b>04</b> Do you like K-pop? PAGES 24-29 	<b>Kinds of music</b>	▶ Let's go to a concert! <b>Over to you:</b> Express likes and dislikes in kinds of music.	<b>Grammar:</b> The simple present (1): <i>like</i> <b>Pronunciation:</b> <i>Yes/no</i> question intonation
<b>05</b> What do you do for fun? PAGES 30-35 	<b>Leisure activities (1)</b>	▶ Let's hang out! <b>Over to you:</b> Make plans and suggest things to do.	<b>Grammar:</b> The simple present (2) <b>Pronunciation:</b> <i>Wh</i> -question intonation
<b>06</b> Can you speak Chinese? PAGES 36-41 	<b>Abilities</b>	▶ What can you do? <b>Over to you:</b> Talk about things you can and can't do.	<b>Grammar:</b> <i>Can</i> and <i>can't</i> <b>Pronunciation:</b> <i>Can</i> versus <i>Can't</i>
<b>BONUS</b> Units 4-6 PAGES 42-43	▶ A Family's Hobby		

LISTENING	READING & WRITING	SPEAKING	NOW I CAN
People meet and ask for more information about each other	<b>Reading:</b> Occupations	<i>Are you from Brazil?</i> Play a board game about occupations	<ul style="list-style-type: none"> <li>• Make an introduction</li> <li>• Make statements and questions with <i>be</i></li> <li>• Understand basic information about people</li> <li>• Understand what people do</li> </ul>
People ask and give personal information and numbers	<b>Reading:</b> Personal details	<i>What's your hobby?</i> Complete a class directory	<ul style="list-style-type: none"> <li>• Answer questions about myself and others</li> <li>• Use possessives and <i>wh-</i> questions</li> <li>• Understand short conversations about people</li> <li>• Understand personal details</li> </ul>
People talk about possessions and people in photos	<b>Reading:</b> Personal possessions	<i>That's mine!</i> Role play asking for items in a lost and found office	<ul style="list-style-type: none"> <li>• Talk about possessions</li> <li>• Use <i>this, that, these, and those</i></li> <li>• Identify people and possessions</li> <li>• Understand phrases about possessions</li> </ul>
People talk about music preferences	<b>Reading:</b> Likes and dislikes	<i>Let's go to a music festival!</i> Role play making concert plans	<ul style="list-style-type: none"> <li>• Talk about likes and dislikes</li> <li>• Use the simple present with <i>like</i></li> <li>• Understand what kinds of music people like</li> <li>• Understand phrases about likes and dislikes</li> </ul>
People talk about activities they do in their free time	<b>Reading:</b> What do you do for fun?	<i>What do you do in your free time?</i> Play a board game about what you do in your free time	<ul style="list-style-type: none"> <li>• Suggest things to do with someone</li> <li>• Use the simple present</li> <li>• Understand what people do in their free time</li> <li>• Understand what people do for fun</li> </ul>
People talk about things they can and can't do	<b>Reading:</b> People's abilities	<i>Can you play the piano?</i> Complete a chart on people's abilities	<ul style="list-style-type: none"> <li>• Talk about things I can do</li> <li>• Use <i>can</i> and <i>can't</i> to talk about abilities</li> <li>• Understand people saying what they can do</li> <li>• Understand phrases about what people can do</li> </ul>

# SCOPE AND SEQUENCE

UNIT	VOCABULARY	CONVERSATION	LANGUAGE PRACTICE AND PRONUNCIATION
<b>07</b> What's she wearing? PAGES 44–49 	Clothing	<p>▶ What's she doing?</p> <p><b>Over to you:</b> Describe what people are wearing and doing.</p>	<p><b>Grammar:</b> The present continuous</p> <p><b>Pronunciation:</b> Reduced sounds in questions</p>
<b>08</b> Are there any chairs? PAGES 50–55 	Household items	<p>▶ Welcome to my new apartment!</p> <p><b>Over to you:</b> Describe rooms and things in your home.</p>	<p><b>Grammar:</b> <i>There is</i> and <i>there are</i></p> <p><b>Pronunciation:</b> Stress in content words</p>
<b>09</b> The bank is on the corner. PAGES 56–61 	Places around town	<p>▶ Can I help you?</p> <p><b>Over to you:</b> Ask and give directions in a town.</p>	<p><b>Grammar:</b> Prepositions of place / Giving directions</p> <p><b>Pronunciation:</b> Rising intonation for confirmation</p>
<b>BONUS</b>	Units 7–9 PAGES 62–63	▶ The Jack Sparrow House	
<b>10</b> Do we have any coffee? PAGES 64–69 	Food and drink	<p>▶ Let's go shopping.</p> <p><b>Over to you:</b> Talk about meals and shopping for food and drinks.</p>	<p><b>Grammar:</b> Count and noncount nouns / <i>some</i> and <i>any</i></p> <p><b>Pronunciation:</b> Intonation for items in a series</p>
<b>11</b> Where were you yesterday? PAGES 70–75 	Everyday places	<p>▶ Sorry, I'm late!</p> <p><b>Over to you:</b> Talk about where you were.</p>	<p><b>Grammar:</b> The past tense of <i>be</i></p> <p><b>Pronunciation:</b> Reduction of sounds with <i>was</i></p>
<b>12</b> What did you do last weekend? PAGES 76–81 	Leisure activities (2)	<p>▶ Did you have a good weekend?</p> <p><b>Over to you:</b> Talk about your weekend and past activities.</p>	<p><b>Grammar:</b> The simple past</p> <p><b>Pronunciation:</b> Reduction of <i>did you</i></p>
<b>BONUS</b>	Units 10–12 PAGES 82–83	▶ Korean Cooking	

LISTENING	READING & WRITING	SPEAKING	NOW I CAN	
People talk about what they're doing	<b>Reading:</b> What people are doing	<i>What are they doing?</i> Play a miming game and guess what people are doing	<ul style="list-style-type: none"> <li>• Talk about what is happening now</li> <li>• Use the present continuous</li> <li>• Understand what people are wearing</li> <li>• Understand what people are doing</li> </ul>	
People talk about where things are located	<b>Reading:</b> Describing rooms	<i>What's in your favorite room?</i> Describe things in your favorite room	<ul style="list-style-type: none"> <li>• Describe what is in my home</li> <li>• Use <i>there is</i> and <i>there are</i></li> <li>• Understand where things are in a home</li> <li>• Understand short descriptions of rooms</li> </ul>	
People ask for directions to a specific place	<b>Reading:</b> Directions	<i>What's in your neighborhood?</i> Ask directions to places in your neighborhood	<ul style="list-style-type: none"> <li>• Give and follow short, simple directions</li> <li>• Describe locations and give directions</li> <li>• Listen and follow directions on a map</li> <li>• Understand directions on a map</li> </ul>	
People talk about what they need to prepare a recipe	<b>Reading:</b> Food and drink	<i>Do you want some pizza?</i> Role play ordering from a menu	<ul style="list-style-type: none"> <li>• Talk about food and drink</li> <li>• Use count/noncount nouns and <i>some/any</i></li> <li>• Understand what is needed to make recipes</li> <li>• Understand phrases about food and drinks</li> </ul>	
People talk about where they were	<b>Reading:</b> Past activities and places	<i>How was your day?</i> Complete a chart about where people were yesterday	<ul style="list-style-type: none"> <li>• Talk about where I was</li> <li>• Use the past tense of <i>be</i></li> <li>• Understand where people were</li> <li>• Understand where people were last week</li> </ul>	
People talk about their weekend	<b>Reading:</b> Past activities	<i>What did you do recently?</i> Play a board game about past activities	<ul style="list-style-type: none"> <li>• Talk about past activities</li> <li>• Use the simple past tense</li> <li>• Understand past weekend activities</li> <li>• Understand phrases about past activities</li> </ul>	
<b>SMART TALK</b>	<b>WRITING</b>	<b>GRAMMAR</b>	<b>AUDIO SCRIPTS</b>	<b>VOCABULARY</b>
Pages 84–91	Pages 92–95	Pages 96–107	Pages 108–115	Pages 116–117

# Useful classroom language

## VOCABULARY

1 Listen and repeat.



- A How do you say *ciudad* in English?  
B City.  
A How do you spell city?  
B C-I-T-Y



- A I'm sorry, I don't understand. What does *city* mean?  
B It means a big and important town like New York or Chicago.



- A How do you pronounce this word?  
B CITY  
A Can you repeat that, please?  
B CITY



- A Is this correct?  
B I don't know.  
C Yes, it is.

# CONVERSATION

**1** Complete the conversations with the phrases in the box. Then listen and check your answers.

How do you pronounce this word?    How do you say this in English?    Is this correct?  
 Can you repeat that?    What does *repeat* mean?    What does that mean?  
 How do you spell it?



1. A How do you pronounce this word?  
 B This word? Tablet.  
 A \_\_\_\_\_  
 B This is a tablet.



2. A \_\_\_\_\_  
 B Keys.  
 A \_\_\_\_\_  
 B Sure. Keys.



3. A \_\_\_\_\_  
 B It means "say it again."  
 A \_\_\_\_\_  
 B R-E-P-E-A-T.



4. A Excuse me.  
 \_\_\_\_\_  
 B Yes, it is. Good work!  
 A Thank you!

**2 PAIR WORK** Practice the conversations with a partner.





# I'm a student.

**SPEAKING**  
Introducing yourself

**GRAMMAR**  
The verb *be*

**LISTENING**  
Meeting people




**READING**  
Occupations

**WARM UP**  
Introduce yourself to your partner

## VOCABULARY

**1** Look at the photos. What are their jobs? Write the correct letter.

- |                  |                  |
|------------------|------------------|
| a. a singer      | f. a server      |
| b. an actor      | g. a businessman |
| c. a doctor      | h. a student     |
| d. a sales clerk | i. a chef        |
| e. a teacher     | j. a designer    |



**2** Listen and check your answers.

**3 PAIR WORK** Practice spelling the words above.

How do you spell doctor?

D-O-C-T-O-R. How do you spell student?

### VOCABULARY TIP

Write down new words in a notebook.

doctor  
businessman  
server